



REPRESENTING PERCENTS

* Represent the given percents on the grid. Use pencil crayon to lightly shade them in.


① 3%




② 28%




③ 89%




④ $\frac{1}{4}$ %




⑤ $\frac{2}{3}$ %




⑥ $\frac{5}{8}$ %




⑦ 0.9%






⑧ 0.4%



⑨ 0.8%






⑩ 237%




Blank Decimals Squares for Hundredths


⑪ 175%




⑫ $77\frac{1}{3}\%$




⑬ $15\frac{3}{8}\%$




⑭ $2\frac{1}{5}\%$




⑮ 15.7%






⑯ 68.5%






⑰ 1.25%








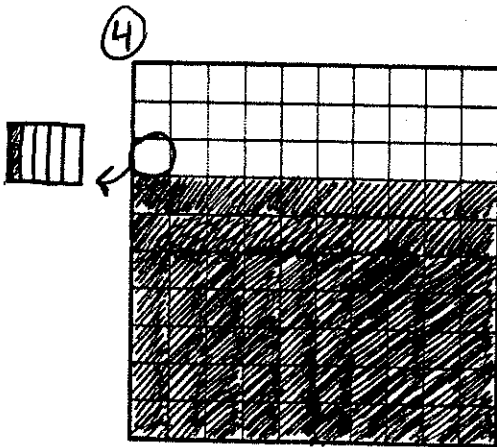
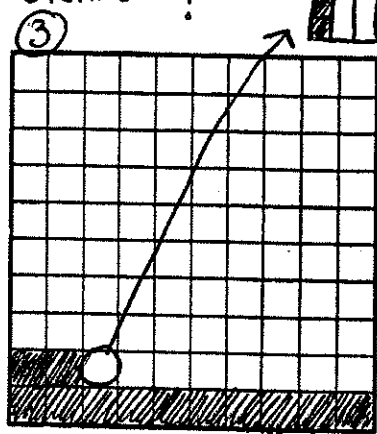

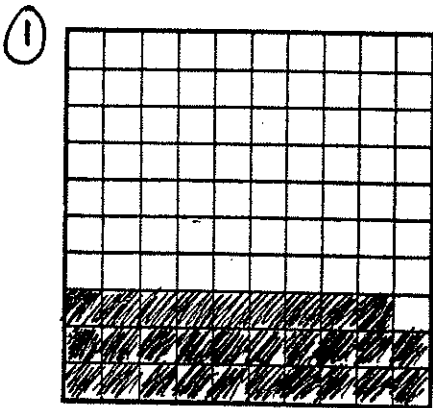
⑱ $258\frac{2}{3}\%$



19) 194.75 %






WHAT PERCENT IS REPRESENTED BY THE GRIDS ?



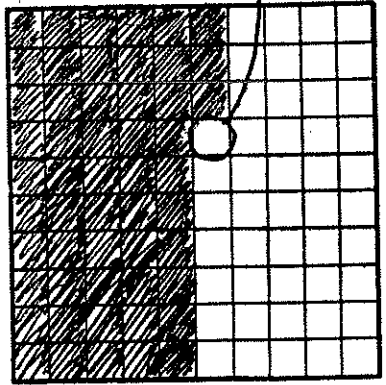


Blank Decim. Squares for Hundredths

Blank Decimals Squares for Hundredths

8



9



10

